

Paper Reference 9MA0/02  
Pearson Edexcel  
Level 3 GCE

Total Marks
-------------

Mathematics  
Advanced  
Paper 2: Pure Mathematics 2

Wednesday 14 October 2020 – Afternoon

Answer Book

In the boxes below, write your name, centre number and candidate number.

Surname					
Other names					
Centre Number					
Candidate Number					

Read the instructions on the next page.

## **INSTRUCTIONS**

**Write the question number CLEARLY at the beginning of each answer.**

**Rule a line across the page after each answer.**

**Do all your rough work in this Answer Book and cross through any work you do not want marked. Do not tear out any part of this book. All work must be handed in.**

**There are axes drawn on pages 34 – 45 and pages 46 – 51 are blank. Remember to write the question number on any page you use.**

---



This image shows a blank sheet of white paper with horizontal ruling lines. The lines are evenly spaced and run across the width of the page. There are no margins, text, or other markings on the paper.

**Turn over**

[illegible]

**Turn over**

This image shows a blank sheet of white paper with horizontal ruling lines. The lines are evenly spaced and run across the width of the page. There are no margins, text, or other markings on the paper.

**Turn over**



This image shows a blank sheet of white paper with horizontal ruling lines. The lines are evenly spaced and run across the width of the page. There are no margins, text, or other markings on the paper.

**Turn over**



This image shows a blank sheet of white paper with horizontal ruling lines. The lines are evenly spaced and run across the width of the page. There are no margins, text, or other markings on the paper.

**Turn over**

This image shows a blank sheet of white paper with horizontal ruling lines. The lines are evenly spaced and run across the width of the page. There are no margins, text, or other markings on the paper.

**Turn over**

This image shows a blank sheet of white paper with horizontal ruling lines. The lines are evenly spaced and run across the width of the page. There are no margins, text, or other markings on the paper.

**Turn over**

This image shows a blank sheet of white paper with horizontal ruling lines. The lines are evenly spaced and run across the width of the page. There are no margins, text, or other markings on the paper.

This image shows a blank sheet of white paper with horizontal ruling lines. The lines are evenly spaced and run across the width of the page. There are no margins, text, or other markings on the paper.

**Turn over**

This image shows a blank sheet of white paper with horizontal ruling lines. The lines are evenly spaced and run across the width of the page. There are no margins, text, or other markings on the paper.

**Turn over**

[illegible]

**Turn over**

This image shows a blank sheet of white paper with horizontal ruling lines. The lines are evenly spaced and run across the width of the page. There are no margins, text, or other markings on the paper.

**Turn over**



[illegible]

**Turn over**

[illegible]

**Turn over**

This image shows a blank sheet of white paper with horizontal ruling lines. The lines are evenly spaced and run across the width of the page. There are no margins, text, or other markings on the paper.

**Turn over**

This image shows a blank sheet of white paper with horizontal ruling lines. The lines are evenly spaced and run across the width of the page. There are no margins, text, or other markings on the paper.

[illegible]

**Turn over**

This image shows a blank sheet of white paper with horizontal ruling lines. The lines are evenly spaced and run across the width of the page. There are no margins, text, or other markings on the paper.

**Turn over**

This image shows a single sheet of white paper with horizontal ruling lines. The lines are evenly spaced and run across the width of the page. There are no margins, text, or other markings on the paper.

**Turn over**

[illegible]

**Turn over**



[illegible]

**Turn over**

[illegible]

**Turn over**

This image shows a blank sheet of white paper with horizontal ruling lines. The lines are evenly spaced and run across the width of the page. There are no margins, text, or other markings on the paper.

**Turn over**

This image shows a single sheet of white paper with horizontal ruling lines. The lines are evenly spaced and run across the width of the page. There are no margins, text, or other markings on the paper.

**Turn over**

[illegible]

**Turn over**

[illegible]

**Turn over**

[illegible]

**Turn over**

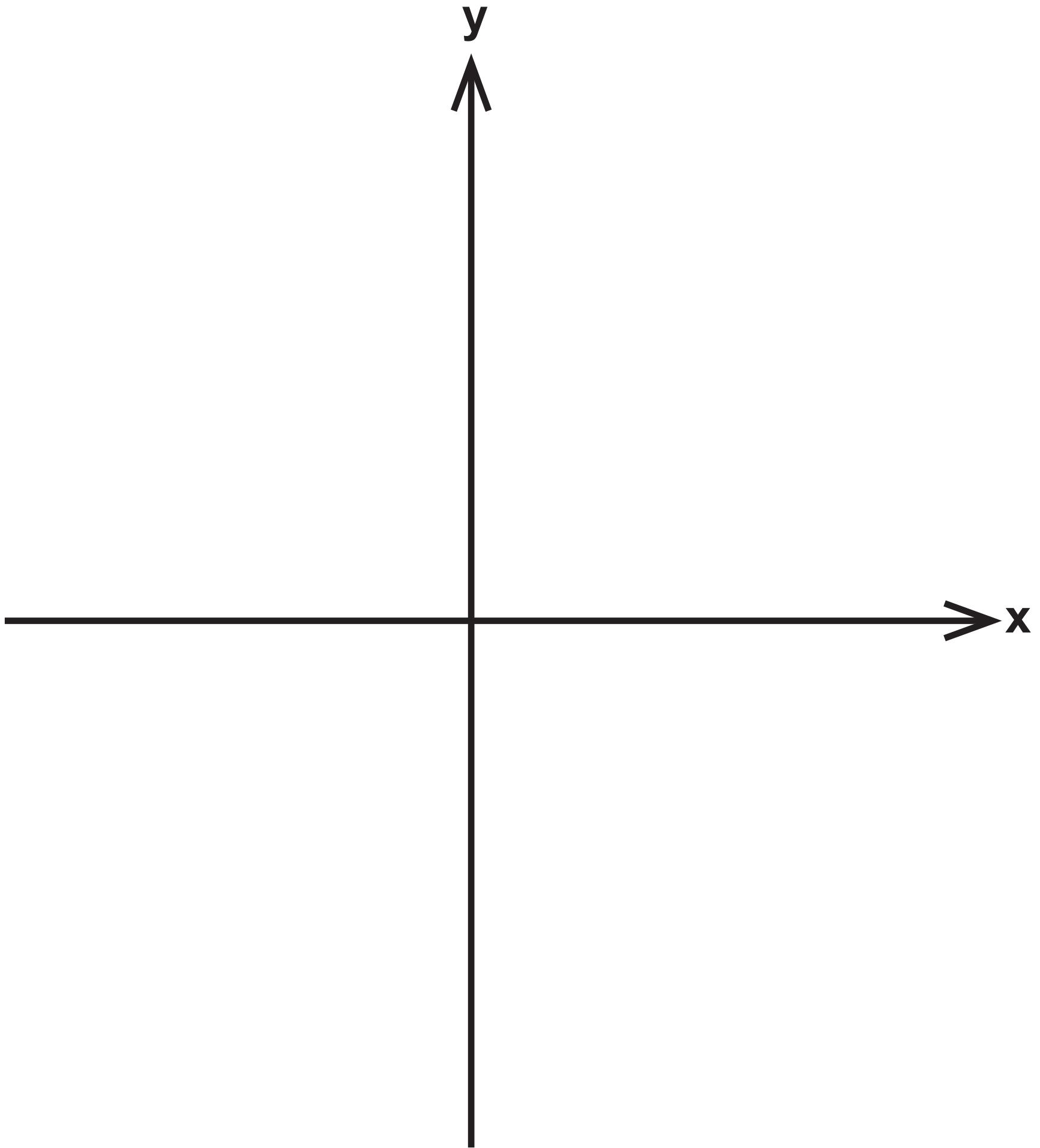
This image shows a single sheet of white paper with horizontal ruling lines. The lines are evenly spaced and run across the width of the page. There are no margins, text, or other markings on the paper.

**Turn over**



[illegible]

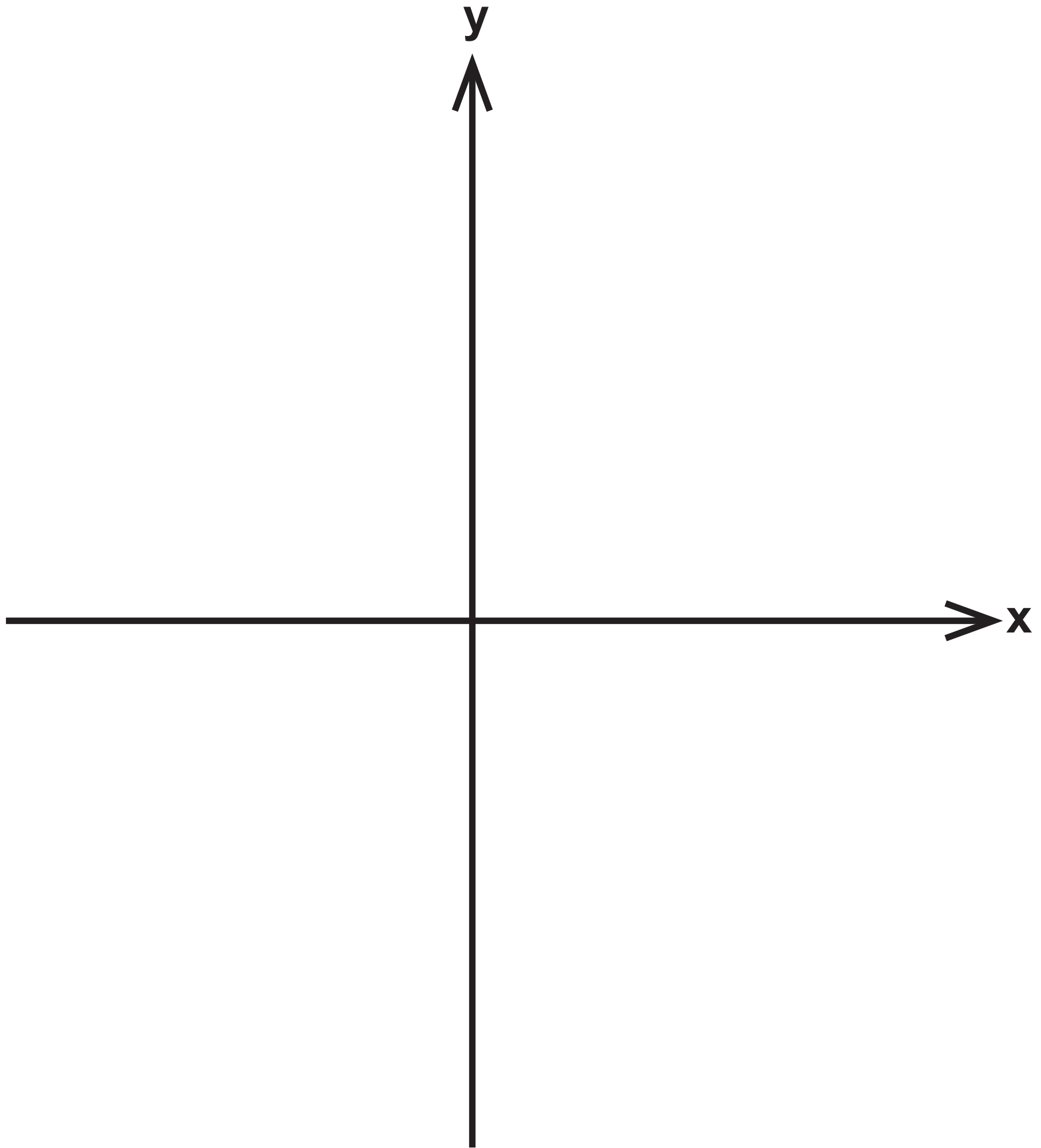
**Turn over**

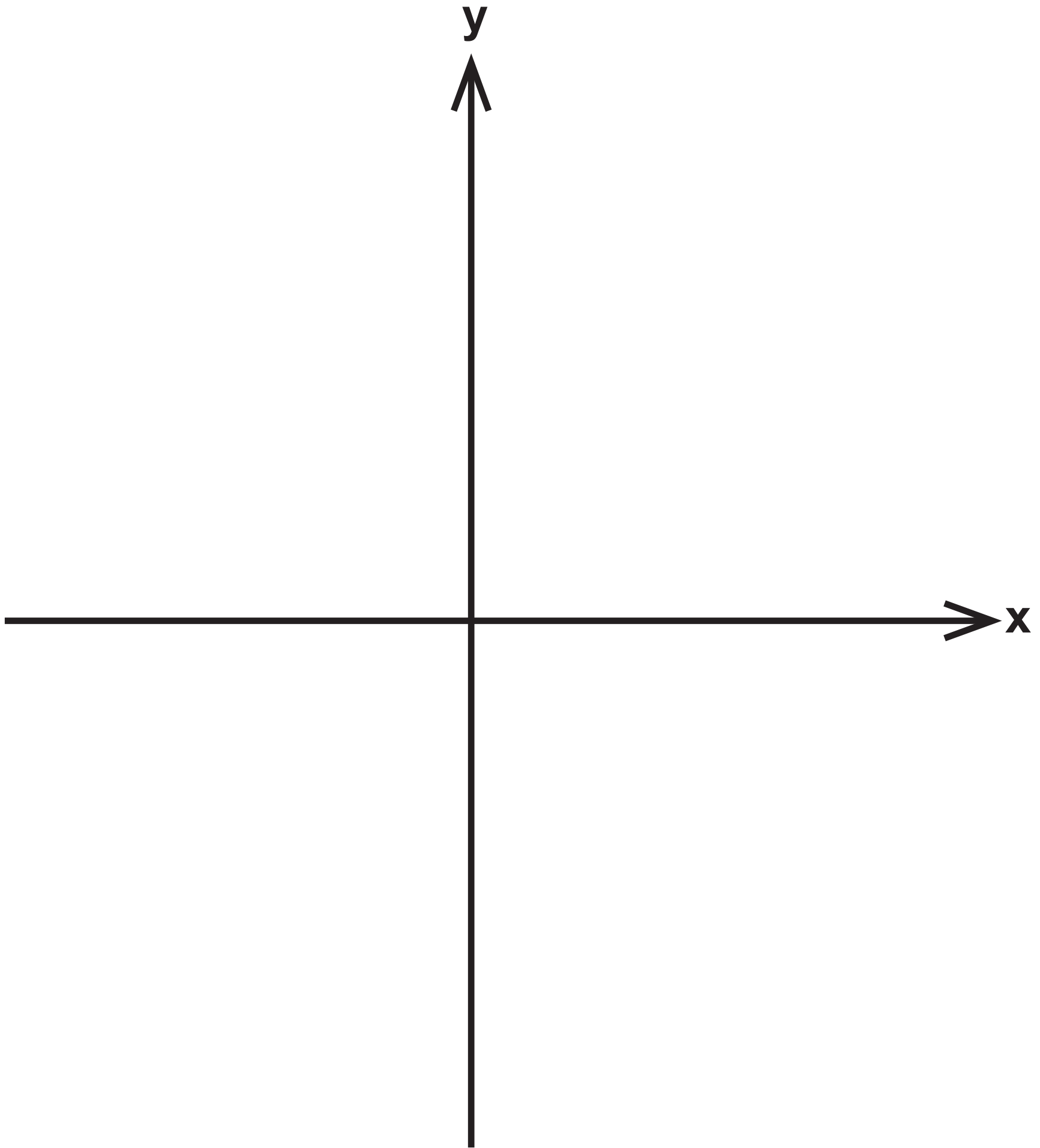


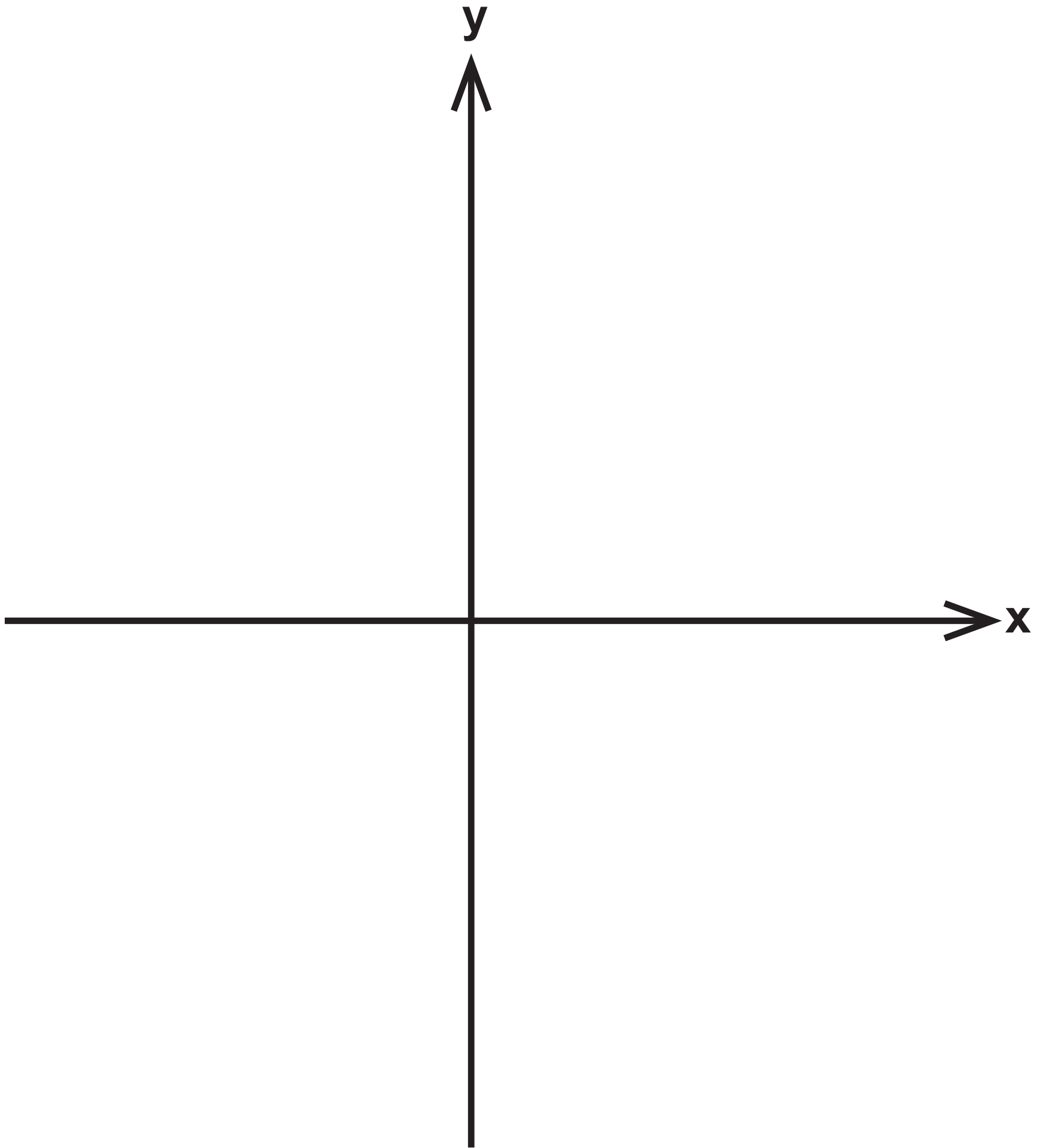
35

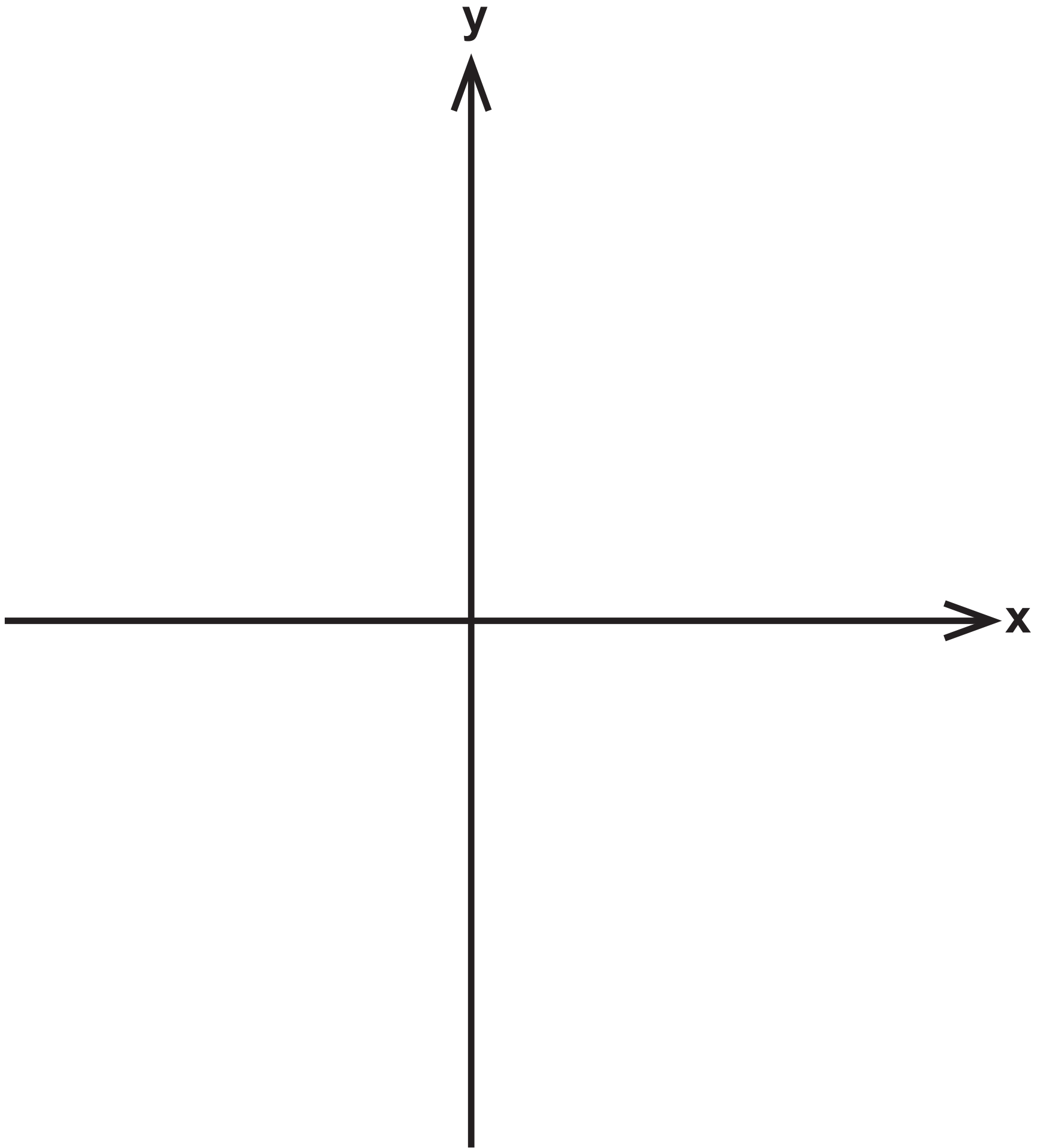



Turn over
















Turn over



Turn over




Turn over



Turn over

45



Turn over













